



Region IX Head Start/EHS Annual Report



2021



Contents

02

Director's Message

03

Children & Families
Served

08

Enrollment

10

Services

14

Child Outcomes &
School Readiness Goals

15

Financial Overview

17

Results of OHS
Review

18

Parent, Family &
Community
Engagement

19

Volunteers &
Community Partners



Director's Message

Region IX Vision Statement

Region 9 – Your innovative Regional Education Cooperative providing exceptional services to children, families, and communities across New Mexico

R9 Head Start/EHS

Mission Statement

Our mission is to provide quality comprehensive services through learning environments that are safe, nurturing, respectful, and that fosters independence, strength, and hope in order to prepare children and families for success in school and life.

The past two years have been quite the rollercoaster! 2021 started out in the midst of COVID with in person/virtual learning. Most of our families chose to do in person learning so they could return to work. We continued to support families with meals and other necessities during this very difficult time.

We offered our first summer program in June! Fifteen of our students going to Kindergarten attended 4 days a week for half a day with very intensive instruction centered around Kindergarten readiness. In 2022 we want to offer this opportunity to more children!

We were able to start our 2021-2022 school year like "normal" and only offered in person services. Our Early Head Start program was in high demand with full enrollment each month, and on average 15 children on the waitlist. Services for children birth to three and after school care continue to be the highest need in our community. Region IX and EHS have some exciting things happening for 2022 so stay tuned!

We had a big shift in staffing during the summer. I now have 4 new coordinators in the office who are learning as we go, and are doing a great job! I believe that once you are in Head Start it stays in your heart and soul. It is a very rewarding job when you see the smiling faces of children every single day, and to know that you are making a difference in their life whether it be big or small. I also love people who love children. That's why I do what I do!

This report is dedicated to three beautiful souls that left this earth: Julieta Herrera, Joanie Bingerman, and Sarah Cardenas. They will forever be our Head Start family, and we will never forget the impact they made.

Thank you for taking the time to read about our programs and their achievements!

Sincerely,

Calla Goeller

Region IX Head Start/EHS Director

Children & Families Served

During the 2021-2022 school year, 202 children were enrolled in our programs at least one day. As of March 2022, 112 children were enrolled in Head Start. Early Head Start has maintained full enrollment all school year with 44 children enrolled. By the end of the school year will reach full enrollment for Head Start with 115 children attending.

New and Returning Enrollees

Early Head Start:

41 new applications

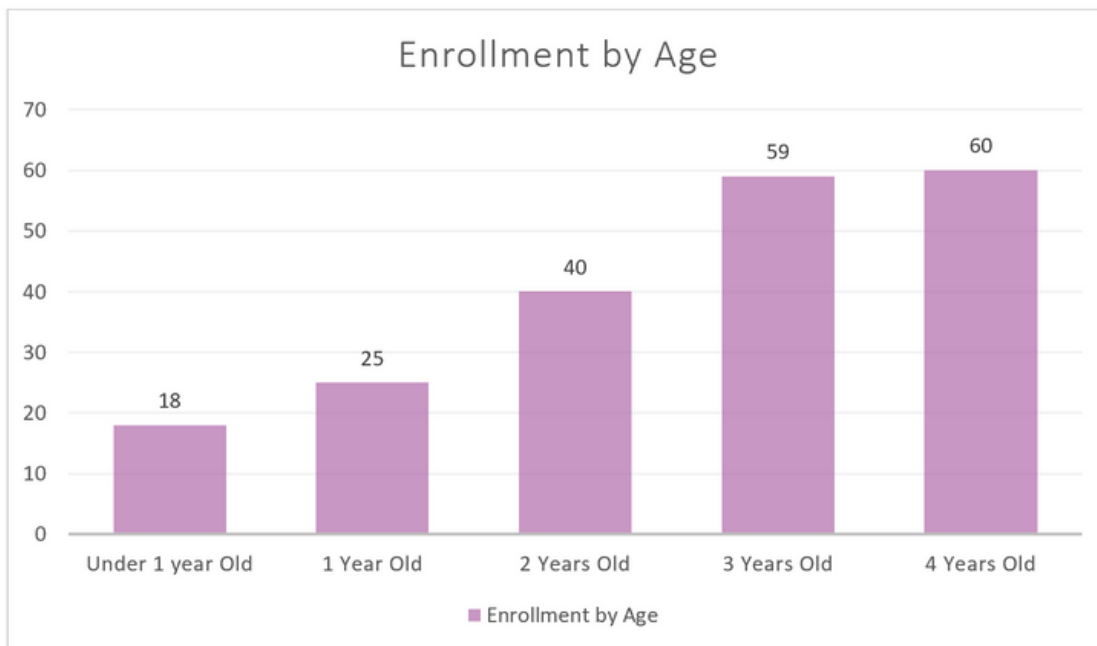
26 returning applicants (2nd year students = 10, 3 or more year students = 16)

Head Start:

57 new applications

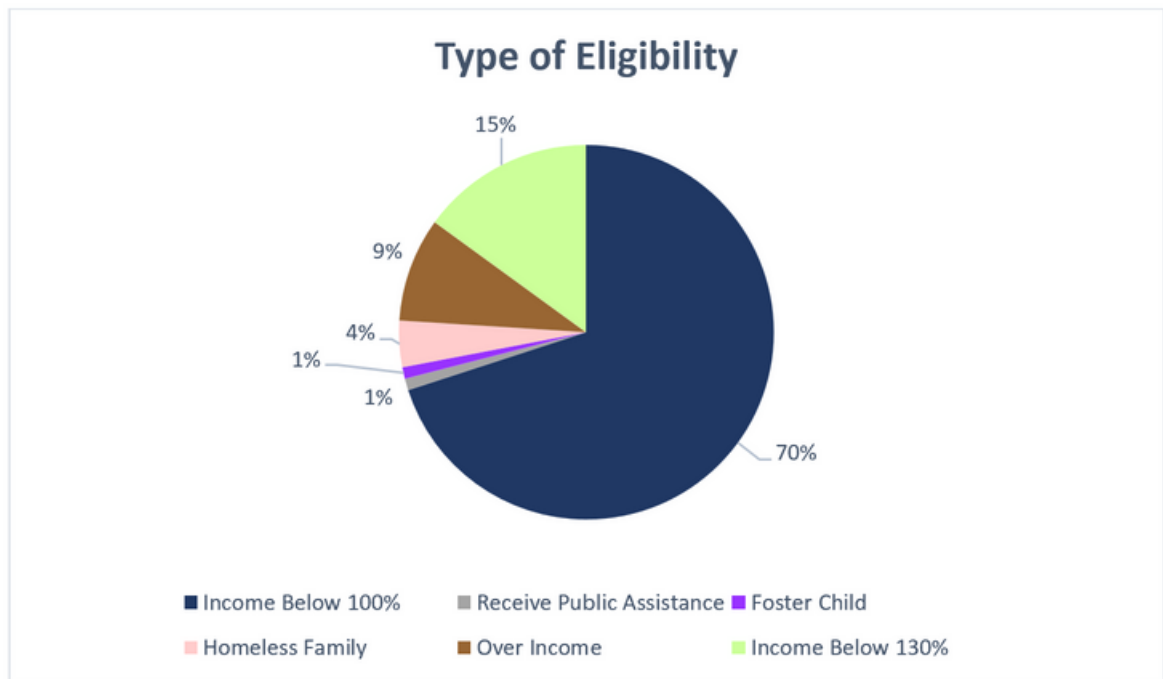
78 returning applicants (2nd year students = 55, 3 or more year students = 23)

Enrollment By Age



Type of Eligibility

Head Start programs must use current federal poverty guidelines issued by the U.S Department of Health and Human Services (HHS). Many programs across the federal government, as well as state governments and non-profit organizations, rely on these guidelines to determine family eligibility for systems and services. Below is a chart to show families that are below 100% of the poverty guidelines (low income), who receive public assistance like TANF and SSI, children who are in foster care, families that are homeless, families who are over income, and families who are not low income but their income is below 130% of the poverty line.



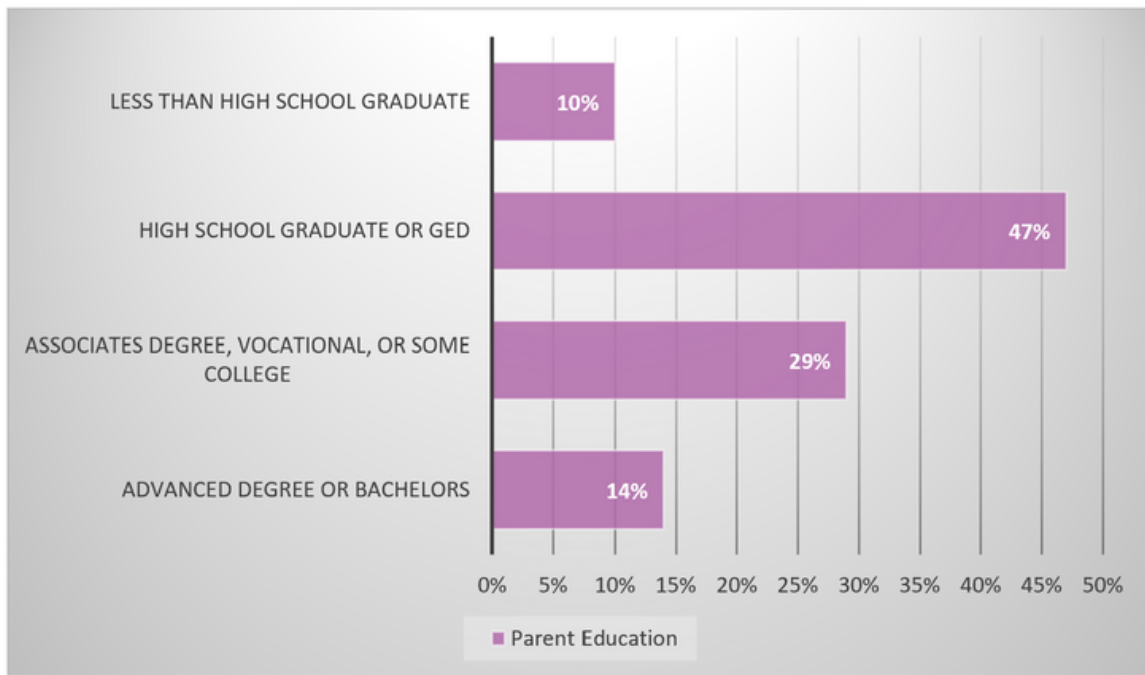
Family Employment & Education

We gather data on children and families using our Child Plus database. The charts on the next page show data on Parent/Guardian highest level of education and Parent/Guardian Employment. This information is provided on our applications and entered into our database.

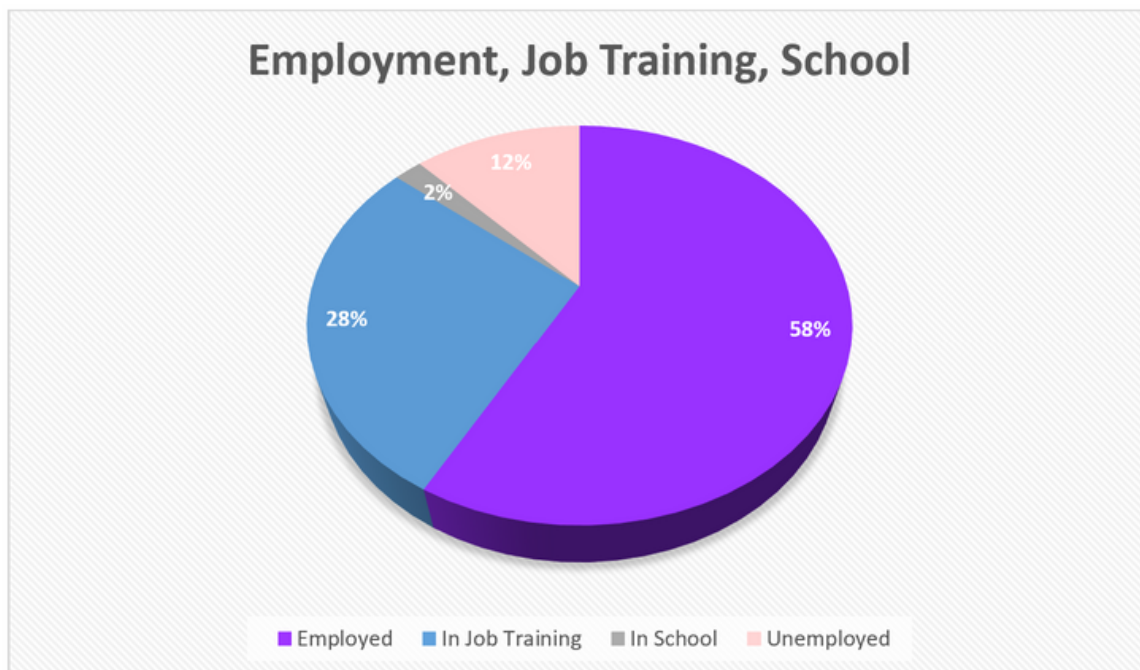
According to last year's data, the unemployment rate for our families in our program has dropped from 37% to 12%. Many parents lost their jobs due to COVID in the last two years because a lot of businesses in our area closed. The decrease in unemployment is a good sign that jobs are available and that our parents are able to work because in person learning has resumed.



Parent Education



Parent Employment, Job Training, and School



Many of our families continue to use federal or public assistance. New Mexico provided SNAP benefits to all children in 2021 who attended school in low income districts who provide 100% free meals. Each family received a set amount of money each month whether they were already receiving SNAP benefits or not. We only counted those who applied for SNAP benefits and who receive them on a regular basis.

5 Families Receive Cash Benefits or TANF

3 Families Receive SSI (Social Security Income)

63 Families Receive WIC (Women, Infants and Children)


96 Families Receive SNAP (Formally Known as Food Stamps)

Family & Child Demographics

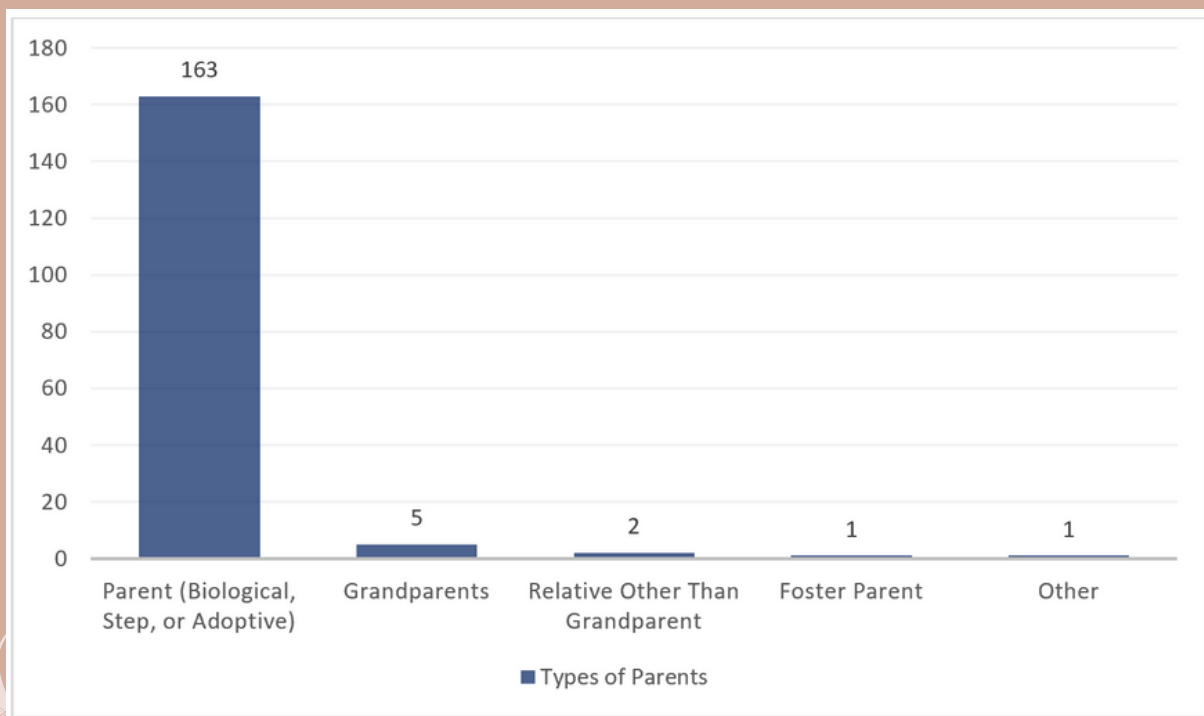
Family demographics data is also gathered using our application. This information is entered into your Child Plus database. The family demographics below include: number of families, types of families, primary language spoken at home, and race & ethnicity of our families.

Number of Families

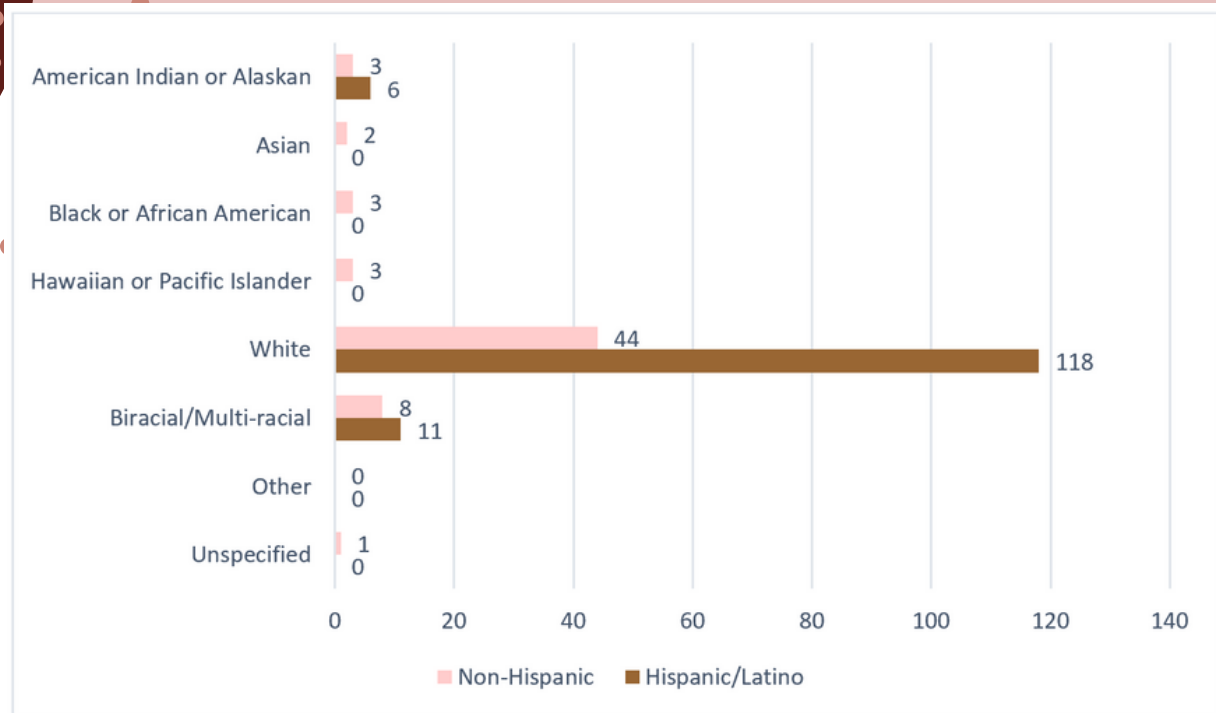
- **Total Number of Families:** 184
- **Total Number of Two Parent Families:** 139
- **Total Number of Single Parent Families:** 45
 - **Mother Only (Biological, Step, Adoptive):** 43
 - **Father Only (Biological, Step, Adoptive):** 2



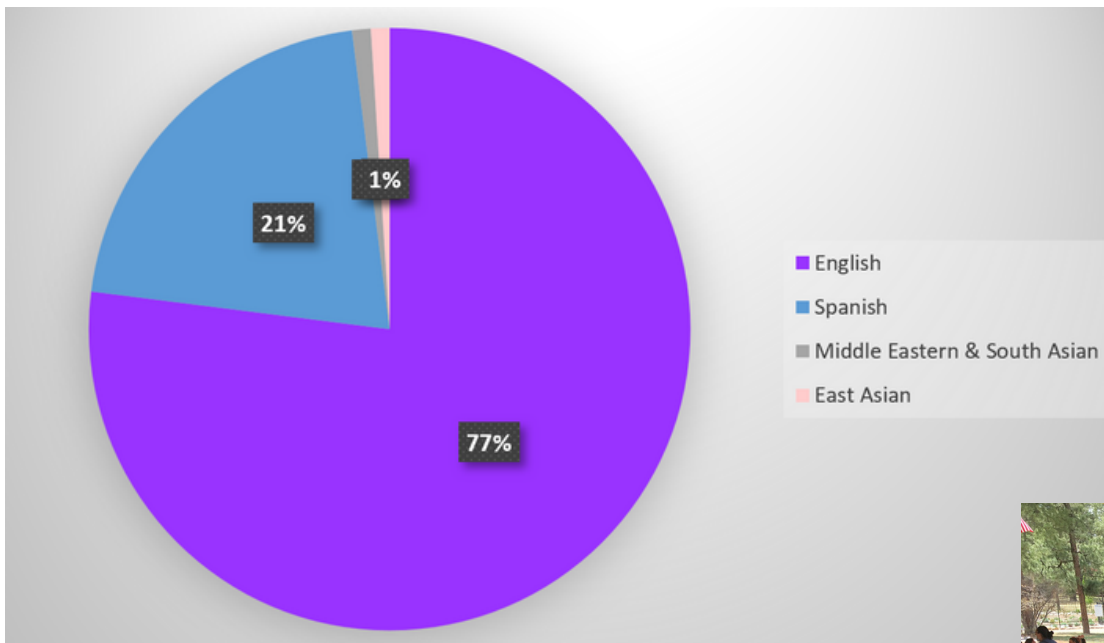
Types of Parents



Race & Ethnicity of Families & Children



Primary Language Spoken at Home



Head Start added a new question to our program information report which asks "Of the number of children who speak English how many are acquiring or learning another language in addition to English?". Together, Head Start and EHS have 19 children who are learning a second language. For both programs we have 65 dual language learners. The other languages that we ask about that are not on this chart are: Native Central American, Caribbean, Alaskan, Pacific Island, European/Slavic, African, Sign Language, and Other. We did not have any families that spoke these other languages.



Enrollment

Enrollment increased this year from 20-21. Parents and families were less reluctant to send their children to school due to COVID. We have maintained full enrollment for Early Head Start each month and always have a waitlist. Head Start slowly increased and by March we had 112 children and only needed 3 more to make full enrollment. We provided an online application in English and Spanish and we receive at least one online application per day.

When a vacancy becomes available at any of our sites we must enroll any foster care or homeless children first. We have a prioritization list that tells us who is next on the waitlist based on income and selection point criteria which includes points for various things. Early Head Start children who age out of EHS when they are 3 years old also get priority at Head Start if they qualify with income and point criteria. We can only enroll 10% over-income families of our funded enrollment which averages to 12 over income families for Head Start and 4 over income for EHS.

Application Data

Head Start Application Data

- Total Number of Applications: 154
- Over Income Applications: 16
- Number of Children Enrolled as of March 2022: 112
- Number of Children who Dropped: 28
- Number of Children who's Application was Abandoned: 2
- Number of Children Enrolled Less than 45 Days: 17
- Number of Applications on the Waitlist: 11
- Number of New Applications as of March 2022: 1

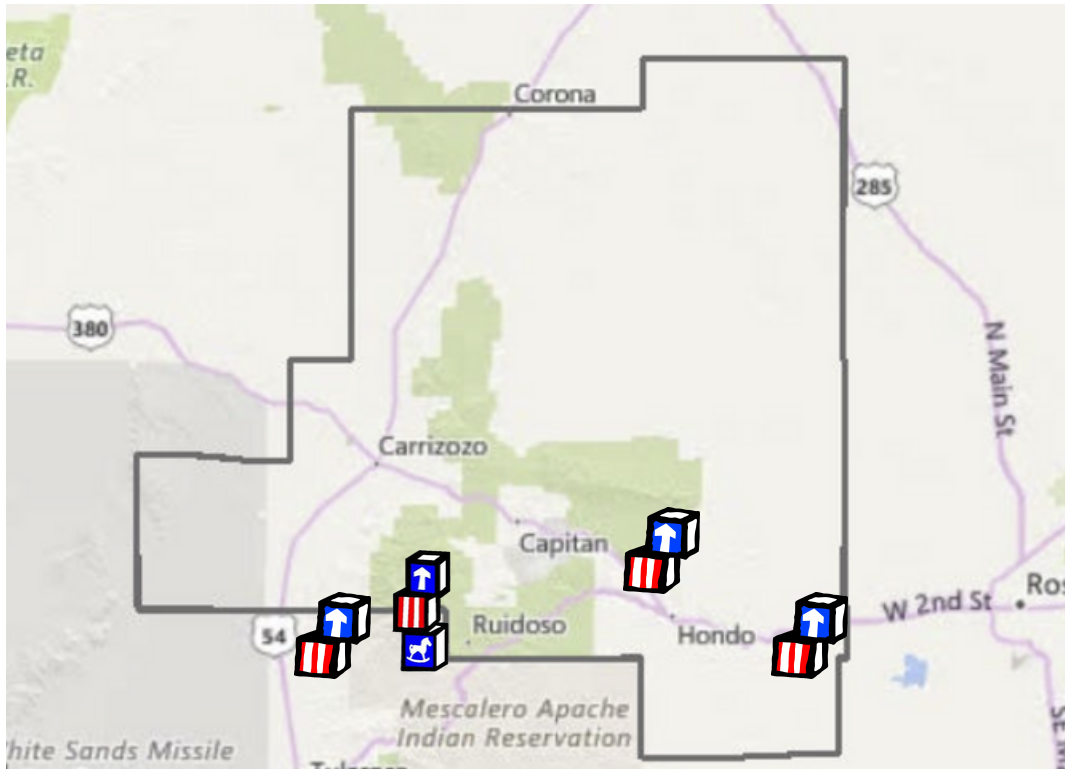
Early Head Start Application Data

- Total Number of Applications: 92
- Over Income Applications: 4
- Number of Children Enrolled as of March 2022: 44
- Number of Children who Dropped: 5
- Number of Children who's Application was Abandoned: 5
- Number of Children Enrolled Less than 45 Days: 10
- Number of Applications on the Waitlist: 16
- Number of New Applications as of March 2022: 3
- Number of Children Marked as Completed: 19
 - Number of Children who Aged Out of EHS: 16
 - Number of children who aged out and went to Head Start: 14
 - Number of children who aged out and went to another early childhood program: 2



Head Start & EHS Program Map

Lincoln County, NM



We have three Head Start sites located in: Hondo, Capitan, and Ruidoso. We have one Early Head Start located in Ruidoso.



Services

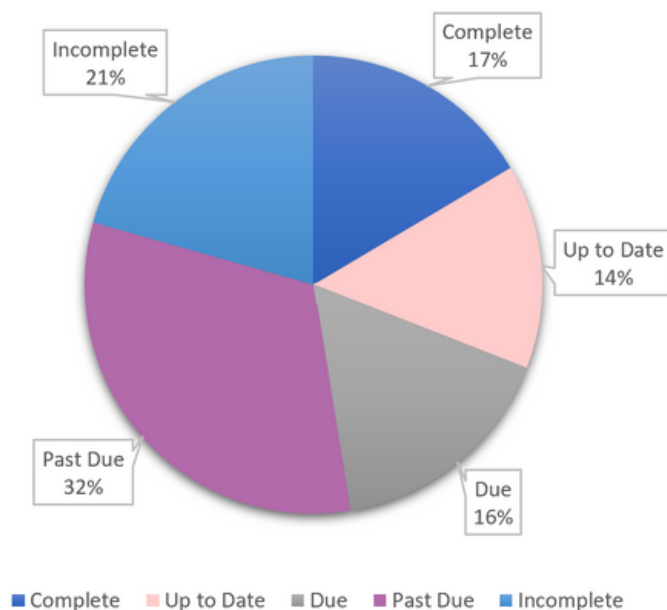
We provide quality Health and Nutrition services to our children and families as part of the mission of Head Start. We work closely with the local LEAs, mental health specialists, a nutritionist, and other community members that help us provide these services. We have a Health & Nutrition Manager, and a Mental Health/Social-Emotional Specialist on staff that monitor and provide expertise in these areas.

Each family is assigned a Family Advocate. Family Advocates connect parents and families to resources in the community so they can get their immediate and short-term needs met. Family Advocates also help parents establish a medical and dental home for their children or family if needed. They also assist in making health or dental appointments if needed and obtaining medical insurance. Head Start has 30, 45, and 90 day requirements as part of our performance standards. The information below shows our efforts in meeting these requirements.

Health Services

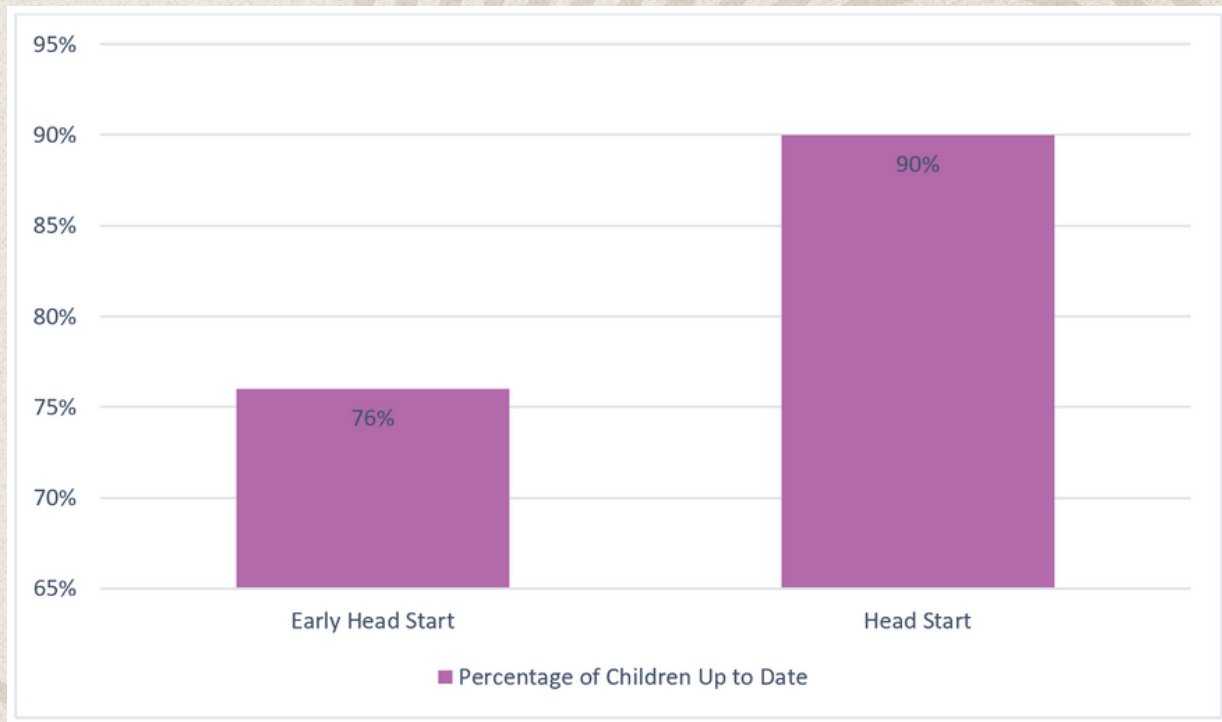
- 99% of all children had health insurance (either Medicaid or Private) by the end of the year
- 99% of newly enrolled children received vision, hearing, developmental, nutritional, and behavioral screenings.
- 66% of physical exams were completed within 90 days of enrollment for Head Start.
- 61% of dental exams were completed within 90 days of enrollment for Head Start.

Early Head Start Well Child Checks



COVID has had a huge impact on children receiving their physical exams, dental exams, and well child checks. When all the doctor's offices shut down during the pandemic it was difficult for families to make appointments and they had to have a negative test result before they were able to be seen by a doctor or dentist. Many families got behind on immunizations as well as their exams. We have also had difficulty receiving exam forms from doctors and families for the past two years. We have addressed this issue with our Health Advisory Committee and will continue to reach out to health providers in our area for the information we need.

Children's Immunization Status



Chronic Health Conditions

- 5** Children were diagnosed with Autism Spectrum Disorder
- 2** Children received treatment for chronic asthma
- 1** Child received treatment for chronic hearing problems
- 3** Children received treatment for chronic vision problems
- 2** Children were diagnosed with life threatening allergies

Mental Health Services



Our community has limited resources for mental health services for children. However, we do have a few resources that we use on a regular basis to refer families and children. We use Region IX School Based Health Center, Sierra Blanca Counseling, and Children In Need of Services out of Alamogordo, and Presbyterian Health Services.

- 9 Children were referred internally to our Mental Health/Social-Emotional Specialist
- 4 Children were referred to an outside mental health agency and received services.

Disabilities Services

Early Head Start

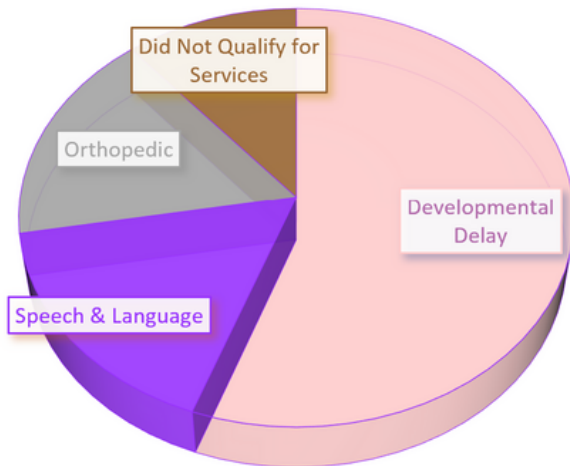
Early Head Start Disabilities Services are provided by Region IX Developmental Services. They are housed in the same building as EHS. We provide them referrals and they do the evaluations to determine if the child will qualify for services. Children birth to three are provided an IFSP (Individualized Family Plan) and when they transition to Head Start if they qualify they will be put on an IEP (Individualized Education Plan). Developmental Services is also referred to as Early Intervention.

26 Number of children enrolled who have an IFSP at any time during the program year

19 Number of children who were determined eligible prior to the program year

7 Number of children who were determined eligible during the program year

DISABILITY CATEGORIES

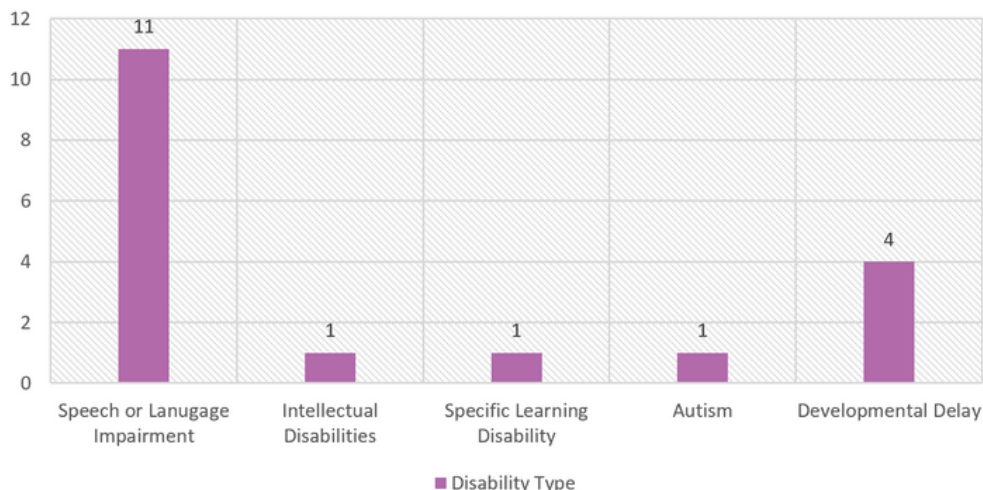


Head Start

Head Start disability services are provided by our local LEAs which are the local school districts in which our Head Start programs reside: Hondo, Capitan, & Ruidoso.

When we are concerned about a child's development we have a Child Study Team meeting to discuss observations, data, and information as to why we have concerns. We include the parents in this conversation and determine next steps for each child. Sometimes the next step is referring the child to the school district for evaluation. Once the school district has received the referral they will complete any evaluations and diagnosis for an IEP.

Disability Type

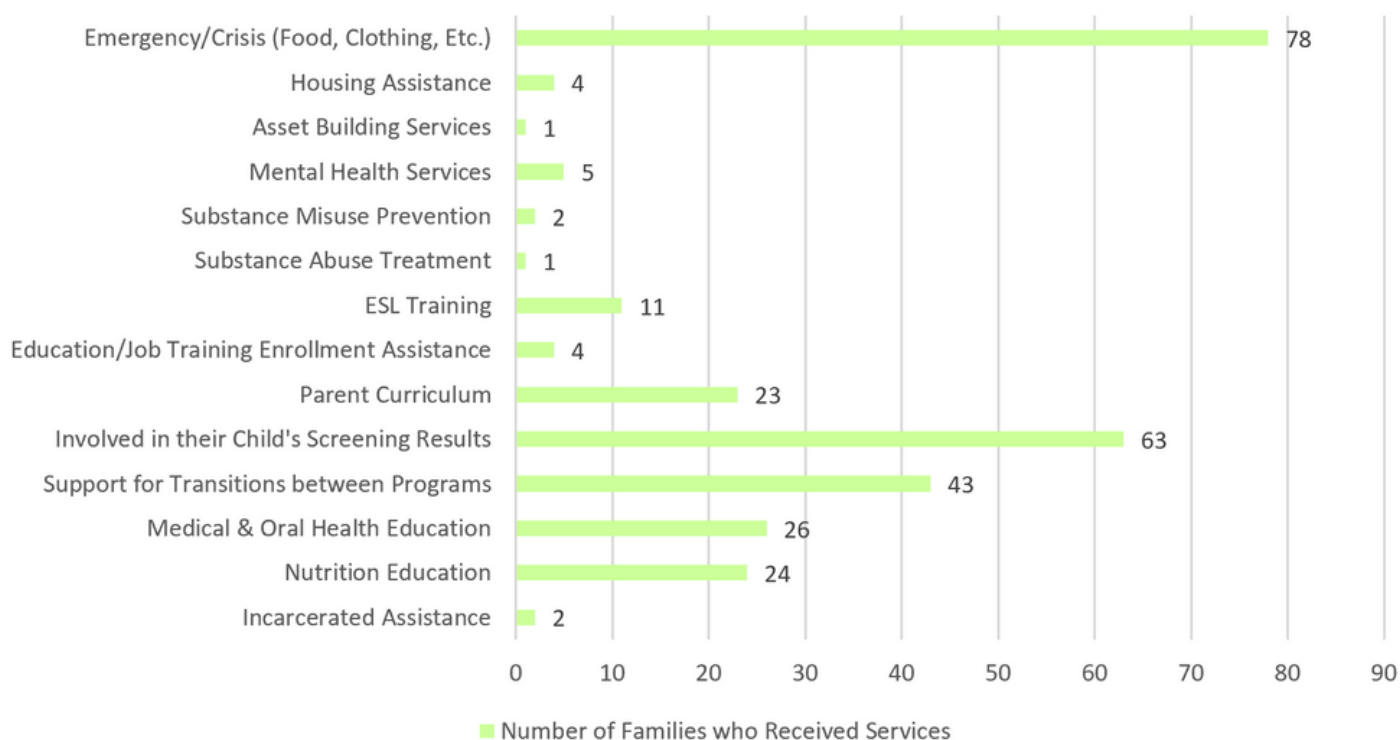


During the program year we referred 5 children for IDEA services. Only 1 child has been evaluated and received an IEP as of March 2022. Four children have pending evaluations and diagnosis.

Family Services

Family Advocates provide assistance to meet the basic, immediate, and specialized needs of our families. They set goals with each family at the beginning of the program year and create action steps for the families to help them reach their goal(s). Below is a chart to show the types of services families received throughout the program year.

Number of Families who Received Services



Father Engagement

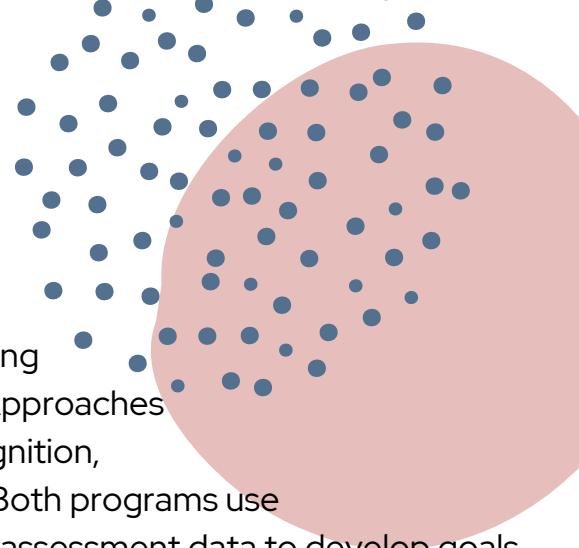
Father Engagement is a requirement of Head Start programs. Father involvement can also include "father figures" like grandparents, uncles, brothers, etc. We gather data on what types of father involvement activities "father figures" are involved in. Due to COVID we have not provided an in person father engagement activity that is just for fathers. But they can be involved in other ways.

Number of Fathers/Father Figures who were engaged in activities:

- Family Assessment: 38
- Family Goal Setting: 40
- Home Visits, Parent Teacher Conferences, Volunteering: 41
- Policy Council: 3
- Parenting Education Workshops: 14



Child Outcomes & School Readiness



Head Start focuses on the areas of the "Head Start Early Learning Outcomes Framework" which includes the following domains: Approaches to Learning, Language & Literacy, Math Cognition, Science Cognition, Communication, Social Emotional, and Physical Development. Both programs use the framework and Teaching Strategies GOLD child outcomes assessment data to develop goals.

Last year we determined that teachers were overwhelmed with setting goals based on data in each domain. We narrowed down the data analysis to include only the lowest areas under each domain, and the lowest area overall for each program.

According to the Fall and Winter Checkpoint data from TS GOLD the domains that remain the lowest are: Language, Literacy, and Mathematics. In 2020-2021 these were also the lowest areas of development in our programs. Below are the most recent goals set by the School Readiness Goal Committee based on the data presented from Teaching Strategies GOLD

Early Head Start Goals

Birth to 1 Year Old:

- 100% will be able to demonstrate traveling skills by the end of the year.

1 to 2 Year Olds:

- 85% of 1 to 2 year olds will use language to express thoughts and needs by the end of the year.
- 65% of 1 to 2 year olds will be able to demonstrate their knowledge of patterns by the end of the year.
- 85% will be able to demonstrate traveling skills by end of year.

2 to 3 Year Olds:

- 85% of 2 to 3 year olds will use language to express thoughts and needs by end of year.

Head Start Goals

Language, Communication, & Literacy:

- 75% of students will recognize letters and their sounds by the end of the year.

Cognition: Math

- 80% of students will be able to connect numerals with their quantities by the end of the year.



Financial Overview

Region IX Head Start and Early Head Start operate on federal funds. Early Head Start also receives state funding through the Child and Adult Care Food Program which provides reimbursement for meals. Region IX Education Cooperative provides both programs with fiscal services, human resource services, payroll services, and technology services. Eight percent of each grant is allocated to Region IX for these services and is called the indirect cost rate. Head Start's fiscal year is January 1 - December 31. Early Head Start's fiscal year is August 1 - July 31.

On March 11, 2021 President Biden signed the American Rescue Plan Act. These funds could be used to help reach more families, to get facilities ready for in-person comprehensive services, and to support Head Start employees. In April 2021 we received \$190,244 as part of the ARP funding opportunity. These funds could be used for Head Start of Early Head Start services depending on the need and we have two years to spend these funds.

The State of New Mexico and the Early Childhood Care and Education Department had two types of grant opportunities. We received \$12,000 (\$3,000 for each site) for instructional materials, and \$10,000 (\$2,500 for each site) for COVID relief. Below are charts and graphs to show our funds received, our 2021 expenses for each grant, and our proposed budgets.

Funds Received

Head Start FY 2021:

Program Operations	\$1,152,898
T/TA Funds	\$16,175
COLA	\$13,868
ARP Funds	\$190,244

Early Head Start FY 2021:

Program Operations	\$835,760
T/TA Funds	\$18,281
COLA	\$10,196
CACFP	\$35,329



Proposed Budgets & Expenses

Head Start Proposed Budget FY 2021

EXPENDITURE	AMOUNT
Salaries	\$660,141
Fringe	\$190,309
Supplies	\$26,444
Equipment	\$62,536
Travel	\$8,314
Contractual	\$55,014
Other	\$48,565
Indirect Costs to Region IX	\$85,400

Head Start FY 2021 Expenses



Early Head Start Proposed Budget FY 2021

EXPENDITURE	AMOUNT
Salaries	\$440,377
Fringe	\$137,070
Supplies	\$17,375
Equipment	\$62,536
Travel	\$5,917
Contractual	\$35,360
Other	\$89,368
Indirect Costs to Region IX	\$62,683

Early Head Start FY 2021 Expenses



Results of the Most Recent Review by The Office of Head Start

In January 2021, The Office of Head Start conducted a Focus Area One (1) Monitoring Review of our Head Start and Early Head Start programs. On February 26, 2021 we received a review of the findings and we had two areas of non-compliance which are shown on the chart below.

Performance Summary

Service Area	Grant Number(s)	Compliance Level	Applicable Standards	Timeframe for Correction
Designing Quality Education and Child Development Program Services	06HP000256	Area of Noncompliance	1302.91(e)(1)	120 days
Designing Quality Education and Child Development Program Services	06CH011308	Area of Noncompliance	1302.91(e)(2)(ii)	120 days



The standards in which we were non-compliant are for Staff Qualifications.

Early Head Start:

- 0 out of 11 EHS teachers did not have the required credential and did not meet the educational requirements.
- 4 out of the 11 teachers were enrolled in a CDC/CDA program but the other 7 were not enrolled.

Head Start:

- 6 out of the 7 lead teachers did not have the education requirements which is an Associate's or Bachelor's Degree in Early Childhood or related field.

We asked for two extensions and they were granted so we had until February 15, 2022 to complete a corrective action plan. The corrective action plan has been submitted and a follow up review is scheduled for April 7, 2022 with the Office of Head Start. Since the review, we have completed compliance for both programs. All the EHS teachers are either enrolled in a CDC/CDA program or have completed their required credential. Waivers for 5 lead teachers were submitted and approved, 1 lead teacher has her AA and the other lead teacher is working towards her CDC and AA.

We were compliant in all other areas of the review which included: Program Design, Management, & Quality Improvement, Designing Quality Health Program Services, Designing Quality Family and Community Engagement Services, and Developing Effective ERSEA Strategies and Fiscal Structure.

Parent, Family & Community Engagement

It was a challenge to provide a lot of parent, family, and community engagement during 2021 due to COVID. However, we got creative and did our best to provide parent workshops, parent orientations, virtual training, and in person activities. Towards the latter part of 2021 COVID cases increased in our area but we knew it wouldn't be that way for long. We hired a new PFCE coordinator in July 2021 and she is great at thinking outside the box in terms of getting donated goods and events. Below is a list of PFCE activities we were able to do in 2021, and some we have planned for 2022.

PFCE Activities:

- Circle of Security Workshop (Virtually)
- Home Activity Logs
- Parent Teacher Conferences and Home Visits in person
- "Fill the Bus" event at Albertsons
- Thanksgiving Baskets
- Angel Tree and Baby Bundles
- CPR/1st Aid Training for Parents
- Pedestrian Safety
- Grahams with Grans at Early Head Start
- Packing for a Picnic
- Child Find Registration and Screenings
- Little Olympics
- Mental Health Fair (Coming in 2022)



Volunteers and Community Partners

We had 212 individuals provide volunteer services to the program in 2021. 135 of these volunteers were current or former Head Start parents. We continue to have strong partnerships with community agencies who support the Head Start and EHS programs, students, and their families in Lincoln County. Thank you to all the Head Start and EHS staff who help with PFCE events and who help promote parent and family engagement at home.

Thank you!

- Anytime Fitness
- City Bank
- Roots NM
- Old Barrel Tea Co.
- Walmart
- Episcopal Church
- Candle Power
- Picture This Gallery
- Klassy Kids

- Ruidoso Municipal Schools
- Capitan Schools
- Hondo Valley Schools
- Phyllis Strathmann
- Region IX Education Cooperative
- Albertson's Market
- St. Eleanor's Catholic Church
- First Presbyterian Church
- Boys and Girls Club

- Income Support Division
- Sierra Blanca Counseling
- R9 School Based Health Center
- Walgreens
- 1st Savings Bank
- Thriftway
- Quarters
- Mitchells Silver
- Ruidoso Radio Stations

- Village of Ruidoso
- CHINS
- Global Nutrition
- ECECD
- WIC
- ENMU- Ruidoso
- Families First
- PIECE Committee
- R9 Developmental Services

- WHOW Group
- City Bank
- DeCarol Designs
- One O Two Center St.
- All Lathered Up
- Ranchers Steakhouse
- The Links
- Calvary Chapel
- Lincoln County Medical Center





Region IX Head Start
 199 W. White Mountain Drive
 Ruidoso, NM 88345
 TEL: (575) 257-5025

Region IX Early Head Start
 2710 Sudderth Drive
 Ruidoso, NM 88345
 TEL: (575) 630-0355

www.rec9nm.org