



Region 9 Head Start/EHS Annual Report 2024

This report was made available to the public on
the R9 website at www.rec9nm.org/Head_Start





Table of Contents

Director's Message	01	Child Outcomes & School Readiness Goals	12
Children & Families Served	02	Financial Overview	13
Enrollment	06	Results of the Most Recent Review	16
Program Map	07	Parent, Family & Community Engagement	17
Services	07	Volunteers & Community Partners	18

Director's Message


As we get to the end of the 2023-2024 school year I reflect on all that we've accomplished. In the summer of 2023, we moved 6 total classrooms into new buildings and storage. It was bittersweet leaving Sierra Vista Primary but it was time to pave our own path. We've submitted a request to the Office of Head Start for \$10 million to build our new facility and we are going to convert Head Start slots to more Early Head Start slots to serve more infants & toddlers in our community! We received NM PreK funds this year to provide a blended program of PreK and Head Start. And we all did it as a team to continue serving kids - which is priority one!

Every program has its areas that need improvement, but I tell you what - our program's strengths outweigh the weaknesses. I am in awe every day of what my staff does to make this program run. They are the backbone of Head Start and Early Head Start and a leader is only as good as their employees. Their dedication and love for the children is beyond measure. I love listening to the children's giggles and excitement and watching them enjoy school. My staff also keep me on my toes and challenge me in the best way possible to ensure that our programs are successful. We really are a school family and I am thankful for that every single day!

Please pray, think good thoughts, and give out positive vibes - whatever it is you do to help others, to get our facility built so we can finally have a place of our own. We will continue on our path and accomplish great things! We are Region 9 and Head Start Proud!

Sincerely,

Calla Goeller
Region IX Head Start/EHS Director





Children & Families Served

According to the 2023-2024 PIR Data, 148 children were enrolled in our programs at least one day. As of March 2024, 52 children were enrolled in Head Start. Early Head Start has maintained full enrollment all year with 44 children enrolled. As of March 2024, we have 16 children on the Early Head Start waitlist. In 2022, 185 children were enrolled in our programs for at least one day. Head Start enrollment has decreased from 108 in 2022 to 52 in 2023. This is due to facility issues, and increased enrollment in local school district PreK programs.

New and Returning Enrollees

Early Head Start:

25 new applications

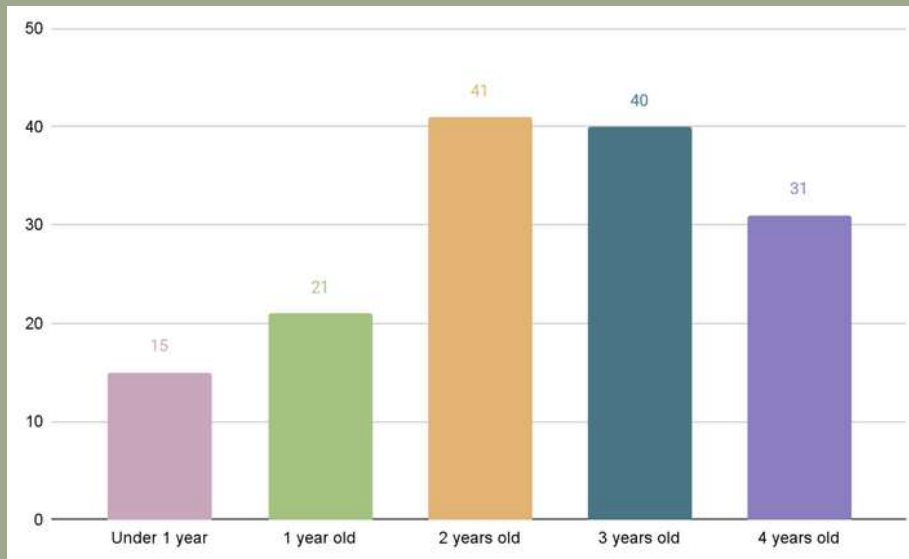
44 returning applications (2nd year students = 24) (3 or more years = 20)

Head Start:

47 new applications

32 returning applications (2nd year students = 25) (3 or more years = 7)

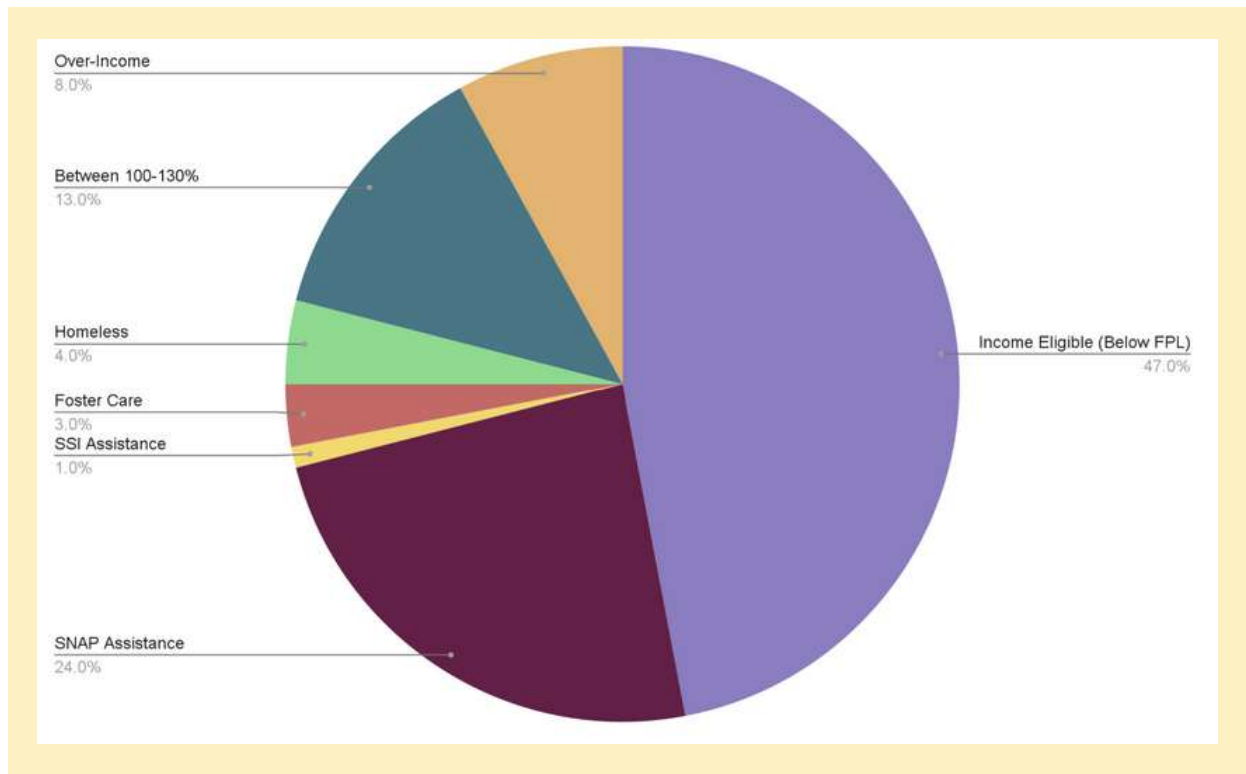
Enrollment By Age




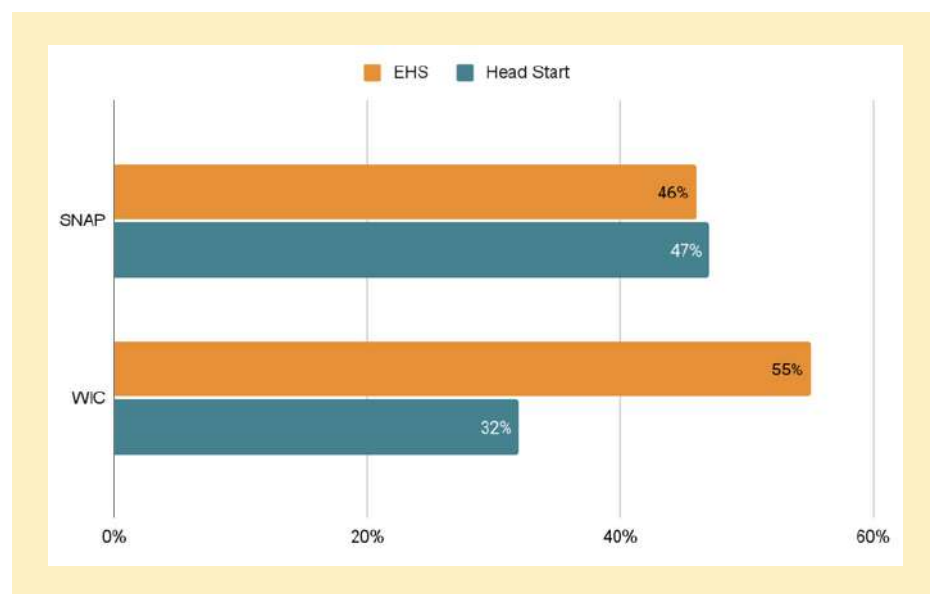
During the 2023-2024 school year, 24 EHS children left the program within the year, and 20 HS children left the program. A total of 23 children were enrolled less than 45 days. 14 Early Head Start children aged out of the program and 13 transitioned to Head Start. By the end of the school year there are 22 Head Start children who will be entering Kindergarten in the Fall of 2024.

Type of Eligibility

In 2022, The Administration for Children and Families announced that Head Start programs would be able to accept SNAP documentation as income. Adopting this interpretation made it easier for eligible families to enroll children in Head Start services by allowing families to demonstrate proof of SNAP receipt or eligibility to enroll in Head Start, and simplified the process for grantees to determine eligibility.



Percentage of Families Who Receive SNAP and WIC Benefits

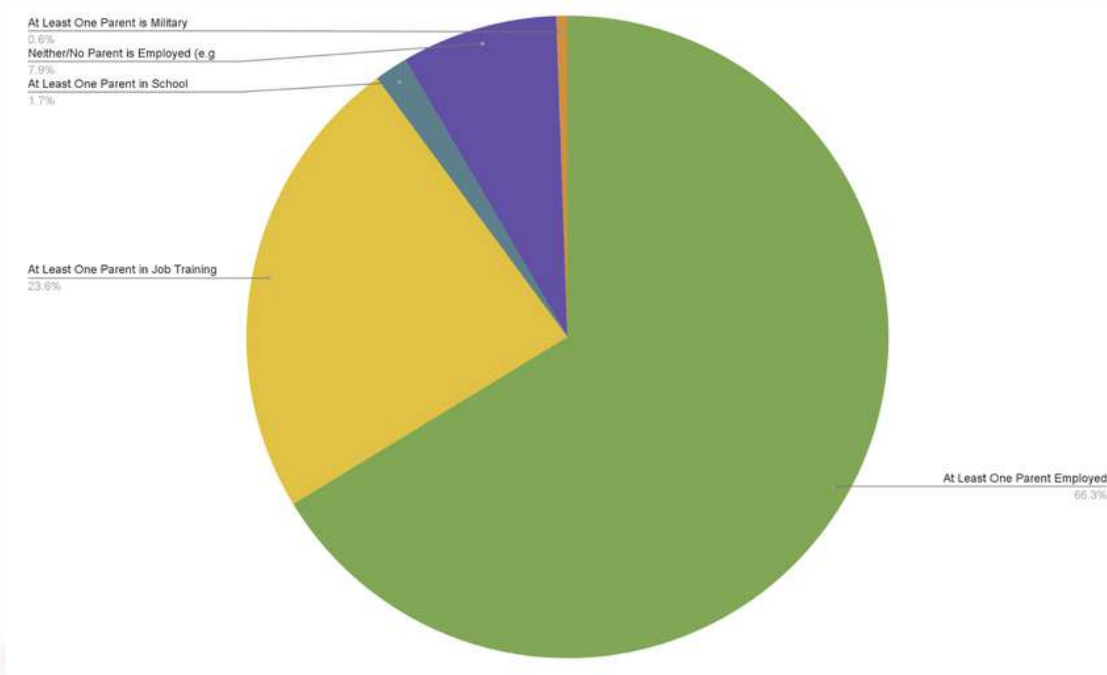


Parent Education

Education Level	Early Head Start	Head Start
Advanced Degree or Bachelors	12%	13%
Associates Degree or Some College	26%	37%
High School or GED	49%	37%
Less Than High School Graduate	13%	13%

The majority of Early Head Start parents have a high school diploma or GED. Head Start has an even percentage of parents who have an associate's degree or a high school diploma/GED. Eight parents received help and enrolled in the ESL program offered by the ENMU (Eastern NM University) in Ruidoso, and one parent had help enrolling in another education program.

Parent Employment

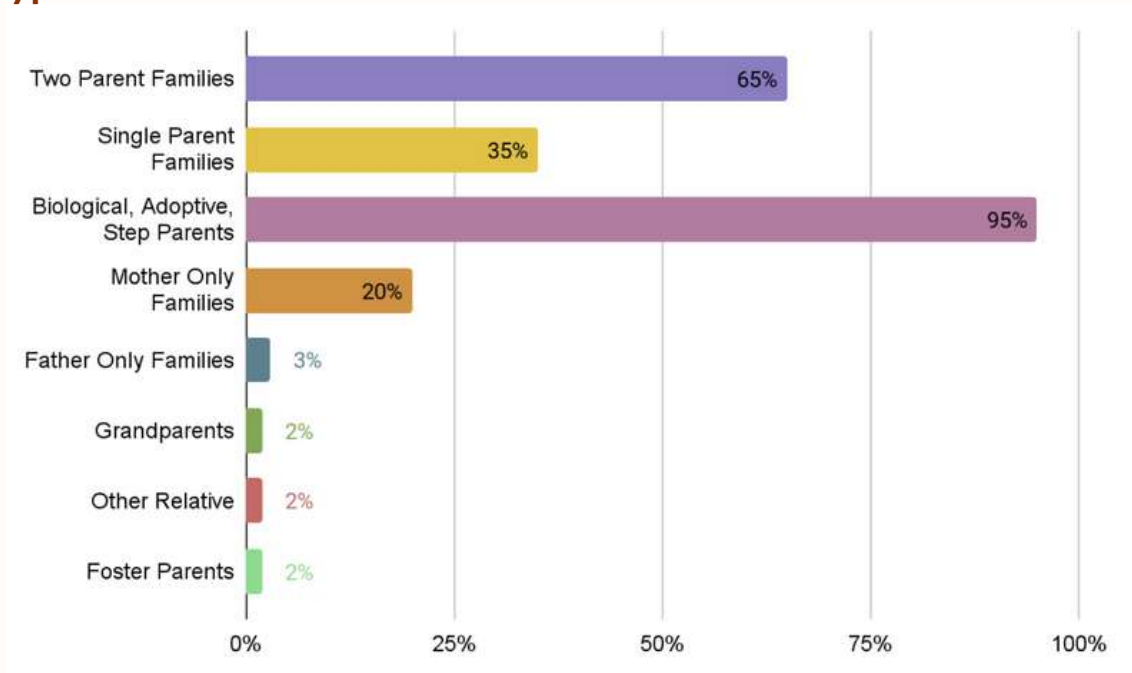


The chart shows the percentage of Region 9 Head Start and EHS families by employment. The majority of families have at least one parent employed at 66% or in job training at 23% of families. Almost 8% of the families during the 2023-2024 school year were unemployed, retired, or disabled.



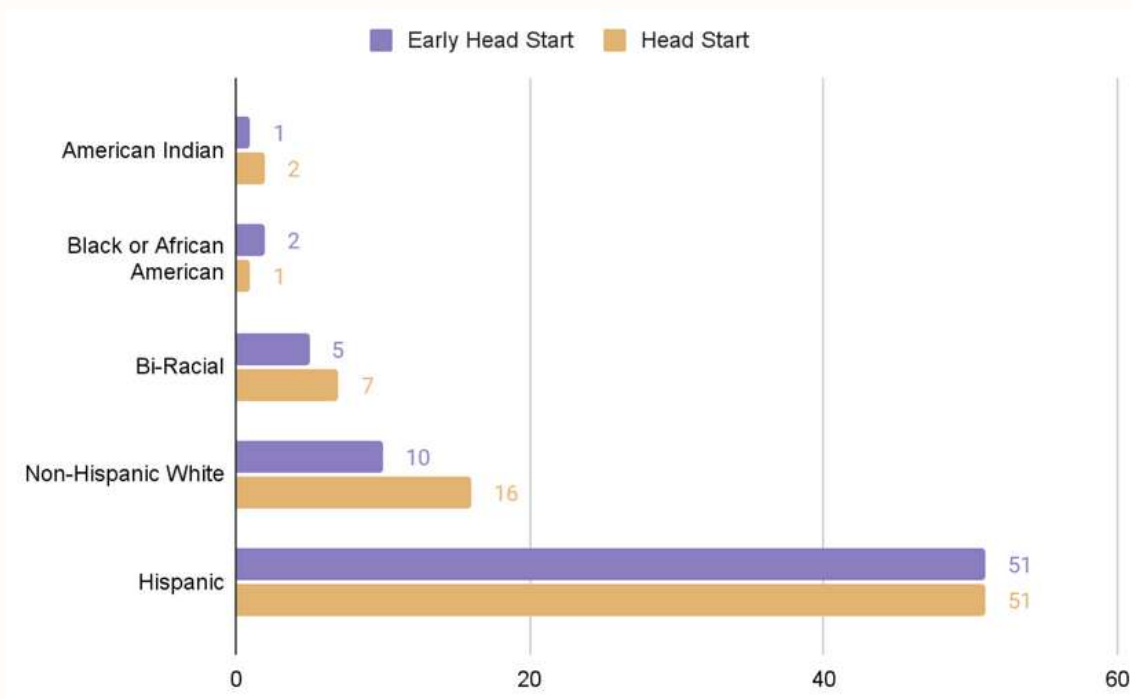
Family & Child Demographics

Types of Families



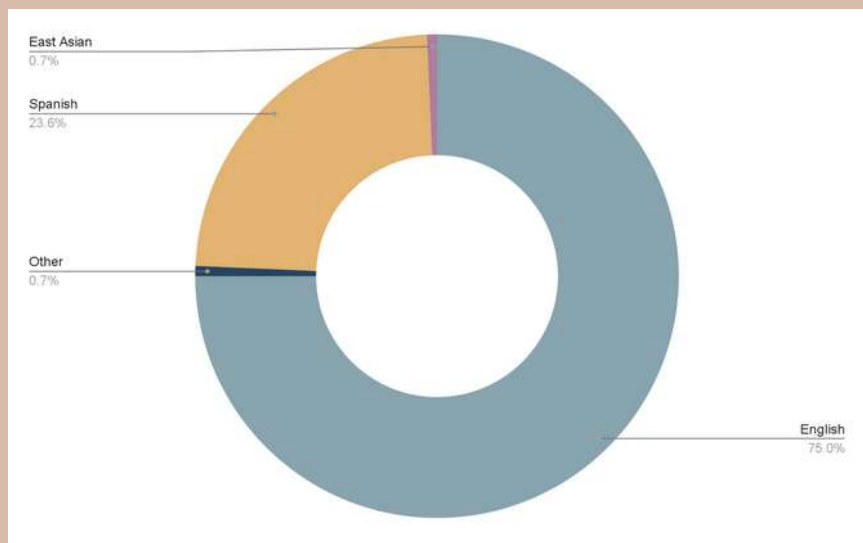
The chart shows the types of families and households for Region 9 Head Start and Early Head Start during the 2023-2024 school year. The majority of families are two-parent families. 35% of the program's families are single-parent families; most are mother-only.

Race & Ethnicity of Children



The program enrolls more Hispanic children than non-Hispanic children. This year the program did not enroll any other race other than American Indian or Black/African American.

Primary Language Spoken At Home



The majority of the children speak English at home. 14 children are acquiring another language at home. 34% of the children are dual language learners and 40% of the program staff are bilingual and speak Spanish. The other languages we ask about that are not on this chart are Native Central American, Caribbean, Alaskan, Pacific Island, European/Slavic, African, Sign Language, and Other. We did not have any families that spoke these other languages.



Enrollment

Unfortunately, we have not maintained full enrollment for Head Start in the last 4 years. The trend in enrollment shows that Early Head Start is the highest need in our community. Currently, our funded enrollment for Head Start is 115 children. Last year we reached 99 by May 2023, and as of March 2024, there are 59 children enrolled. At Early Head Start we have been fully enrolled for the last 4 years (even during the pandemic) and have maintained a waitlist of an average of 20 children during the 2023-2024 school year.

Application Data

Head Start

- Total Number of Applications: 110
- Over Income Applications: 20
- Number of Children who Dropped: 20
- Number of Children who's Application was Abandoned: 0
- Number of Children Enrolled Less than 45 Days: 14
- Number of Applications on the Waitlist: 3
- Number of New Applications as of April 2024: 14

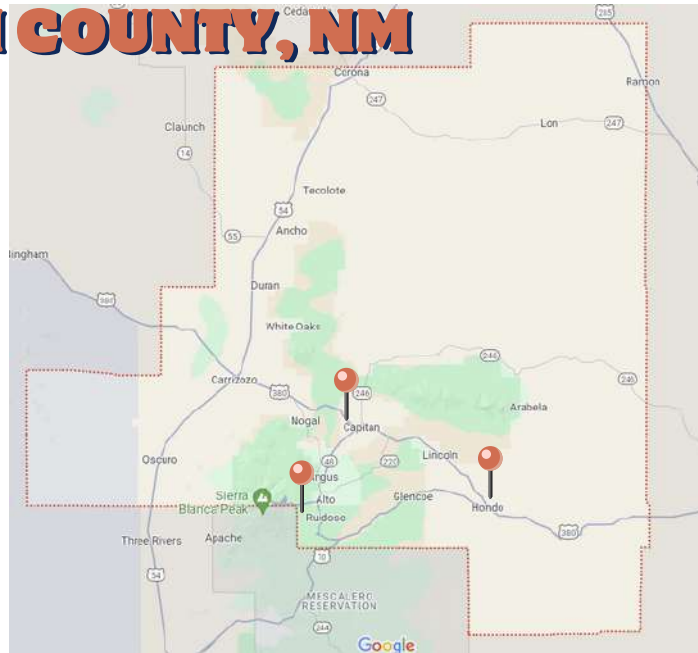
Early Head Start

- Total Number of Applications: 102
- Over Income Applications: 11
- Number of Children who Dropped: 27
- Number of Children who's Application was Abandoned: 0
- Number of Children Enrolled Less than 45 Days: 9
- Number of Applications on the Waitlist: 18
- Number of New Applications as of April 2024: 0
- Number of Children Marked As Completed: 24
 - Number of Children Who Aged Out of EHS: 14
 - Number Who Went to Head Start: 13
 - Number Who Went to Another Program: 1

Head Start & EHS Program Map

LINCOLN COUNTY, NM

We have three Head Start sites documented in HSES. However, we closed our Hondo Head Start classroom at the end of the 2022-2023 school year. The two sites we served during the 2023-2024 school year were Ruidoso and Capitan. Early Head Start serves Ruidoso only at this time.

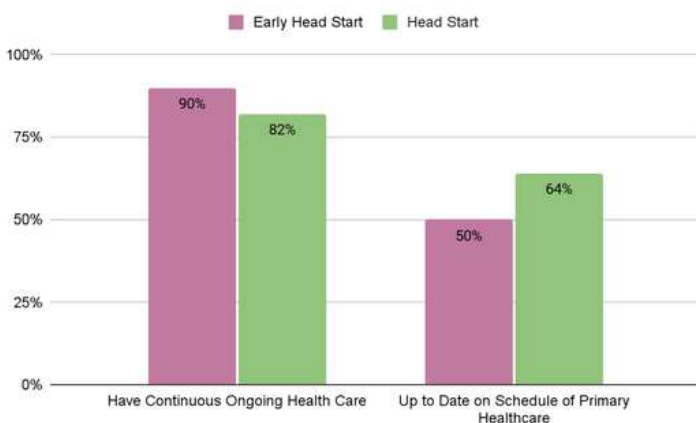


Services

We provide high-quality Health and Nutrition services to our children and families as part of the mission of Head Start. We work closely with the local LEAs, mental health specialists, a nutritionist, and other community members who help us provide these services. We have a Health & Safety Coordinator and a Nutrition Coordinator on staff who monitors and provides expertise in these areas.

Each family is assigned a Family Advocate. Family Advocates connect parents and families to resources in the community to get their immediate and short-term needs met. Family Advocates also help parents establish a medical and dental home for their children or family if needed. They also assist in making health or dental appointments if required and obtaining medical insurance. Head Start has 30, 45, and 90-day requirements as part of our performance standards. The information below shows our efforts to meet these requirements.

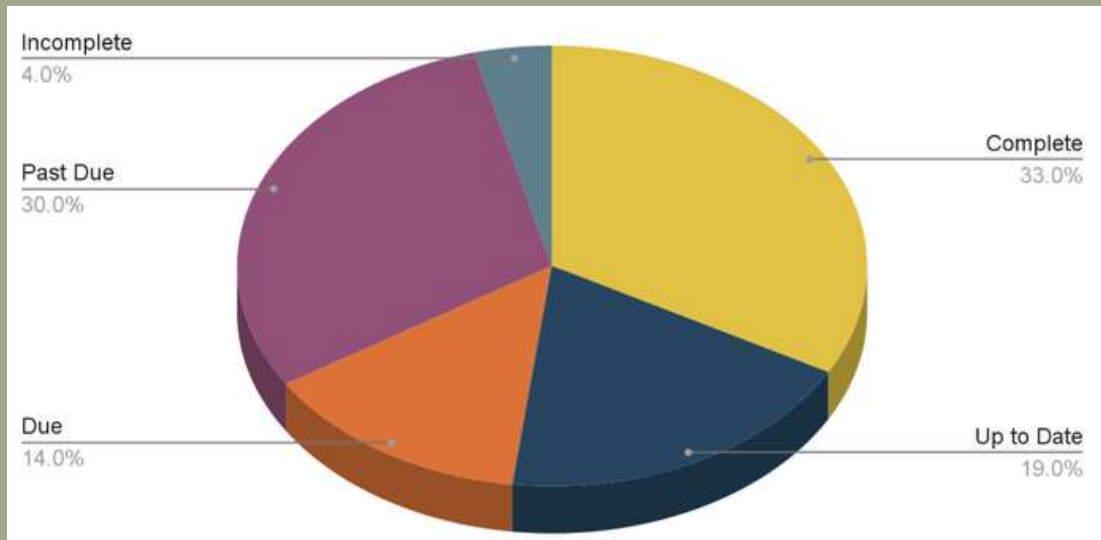
Health Services



97% of all Head Start and Early Head Start children had health insurance by the end of enrollment in 2024. The up-to-date percentages are low because for them to be considered up-to-date they have to have all the screenings and well-child checks according to the New Mexico EPSDT schedule. Most of the doctors in our area do not complete all of the screenings as required by the EPSDT schedule. 96% of Head Start physical exams were completed within 90 days of enrollment.

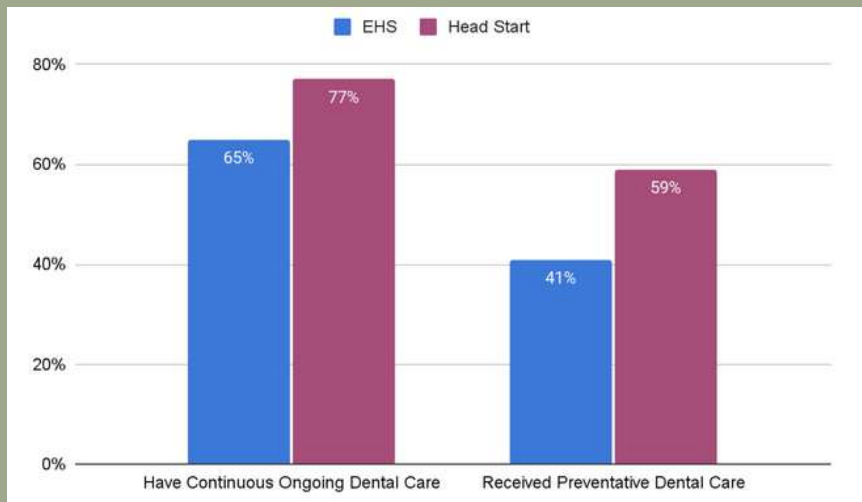


Early Head Start Well Child Checks



Early Head Start health requirements are different than Head Start requirements because we are required to track well-child checks instead of annual physical exams which are completed once a child turns 3 years old. Well-child exams are due at 2 months, 4 months, 6 months, 9 months, 12 months, 18 months, 24 months, and 30 months. That means we are required to obtain 8 exams from doctors or parents for each child. Some doctors in our area do not follow the EPDST schedule for well-child exams where they require parents to come in for each exam or complete the screenings required for each exam (vision, hearing, height for weight, head circumference, etc.). Currently, we have about 19% of our children who are "up-to-date" on their well-child exams. Our case notes in Child Plus explain how many times we've asked for WCCs and the status of appointments to tell the story of why we have so many past due or incomplete.

Dental Care

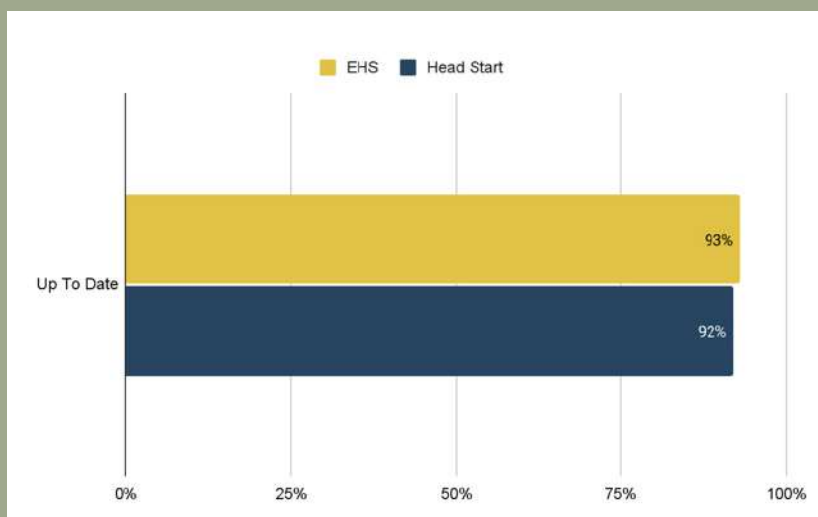


Only 77% of Head Start children have continuous ongoing dental care, and 59% have received preventative dental care in the 2023-2024 school year. This is partly due to a lack of dental professionals in our area and families may not have transportation to travel out of town to a dentist. The other reason is that parents just choose not to take their child to the dentist at this age.

Not all children at Early Head Start are age-eligible for a dental exam but do receive dental screenings/oral exams (visually) at their well-child checks or by the nurse who helps our program with screenings.

As of April 2024, 93% of the EHS children were up to date on all of their immunizations and 92% of Head Start children were up to date. We didn't have any children this school year with an exemption status.

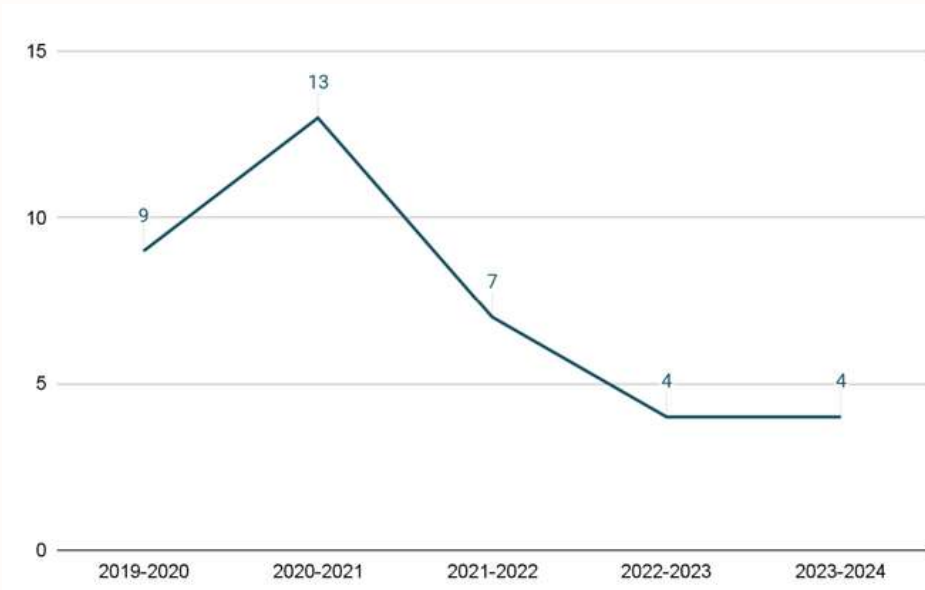
Immunization Status



Mental Health

Sierra Blanca Counseling (Emily Fleming) is our mental health consultant for Head Start and Early Head Start. We have worked closely with her this past year to improve the quality of mental health consultation services to provide the most support possible for our staff, children, and families. She is one of the only mental health providers in our area that specializes in children under the age of 5. She has an infant mental health endorsement. Region 9 School-Based Health Center is another provider that we partner with to help our children and families.

Region 9 Head Start/EHS Mental Health Referrals

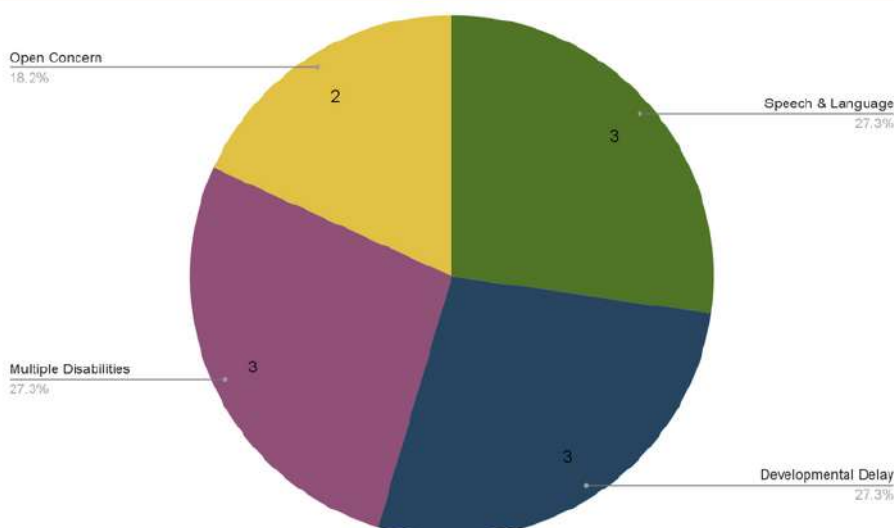


The chart depicts the number of mental health referrals that Region 9 Head Start and Early Head Start provided to children & families in the last 5 years. As you can see, the number of referrals increased during the first year of the pandemic. It has slowly decreased over the years but we are also focusing more on social-emotional skills and learning in our classrooms, and providing parent training in our Conscious Discipline curriculum.

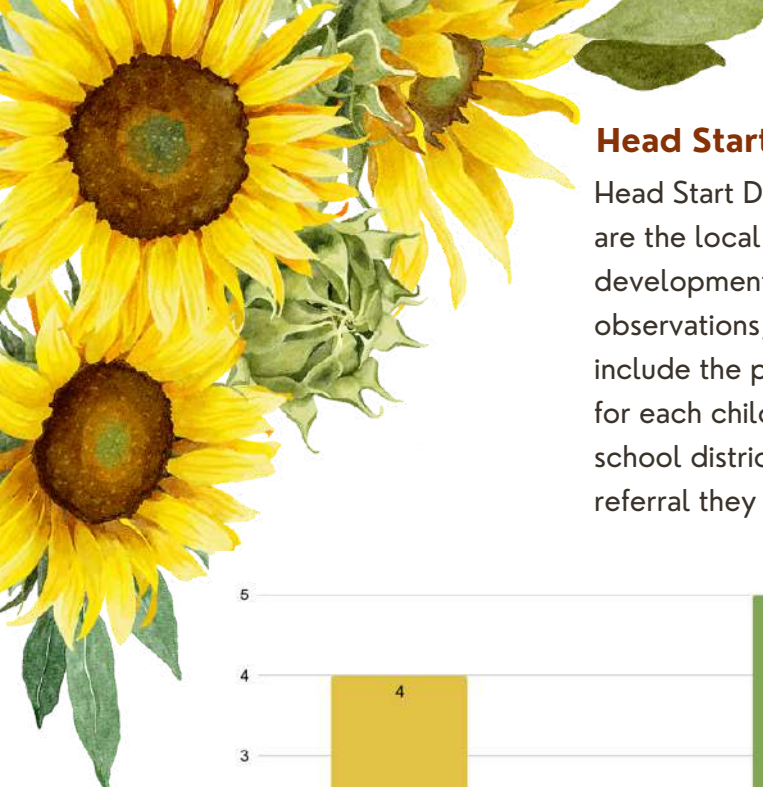
Disabilities Services

Early Head Start

Early Head Start Disabilities Services are provided by Region IX Developmental Services. They are housed in the same building as EHS. As of April 2024, there were 9 children with an IFSP. 3 with Speech & Language, 3 with Multiple Disabilities, and 3 with Developmental Delays

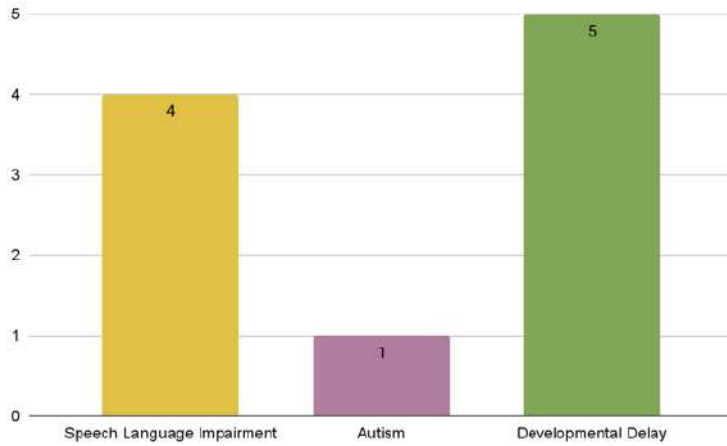


A total of 19 children were determined eligible under Part C any time during the program year. 14 children had an IFSP prior to the beginning of the year and 5 were determined eligible during the program year. This includes children who dropped and transitioned.



Head Start

Head Start Disabilities Services are provided by our local LEAs which are the local school districts. When we are concerned about a child's development we have a Child Study Team meeting to discuss observations, data, and information as to why we have concerns. We include the parents in the conversation and determine the next steps for each child. Sometimes the next step is referring the child to the school district for evaluation. Once the school district has received the referral they will complete any evaluations and diagnosis for an IEP.

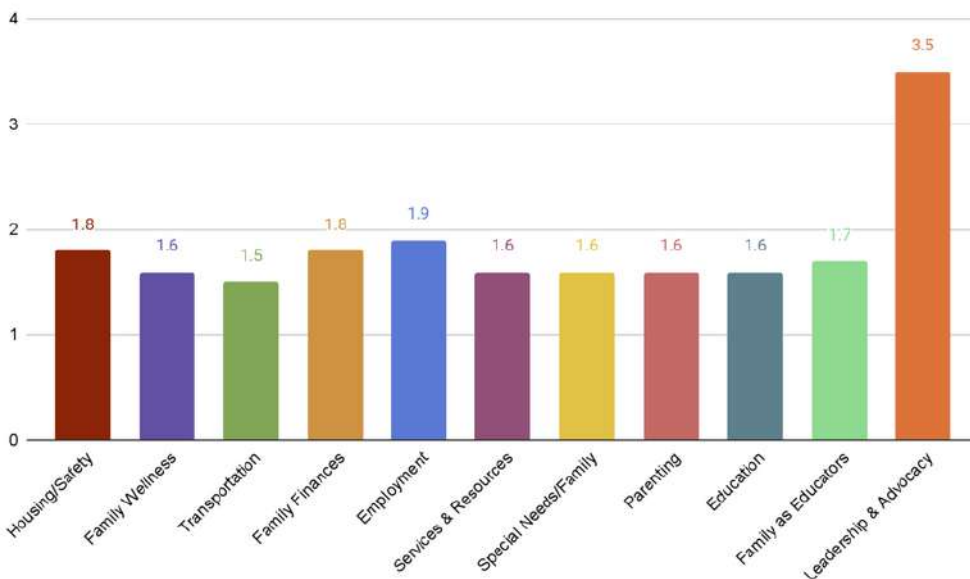


As of April 2024, 10 children qualified for Part B services and had an IEP. 9 of the children had an IEP when they started the 2023-2024 school year, and 1 child was determined eligible for services within in the program year.

Family Services

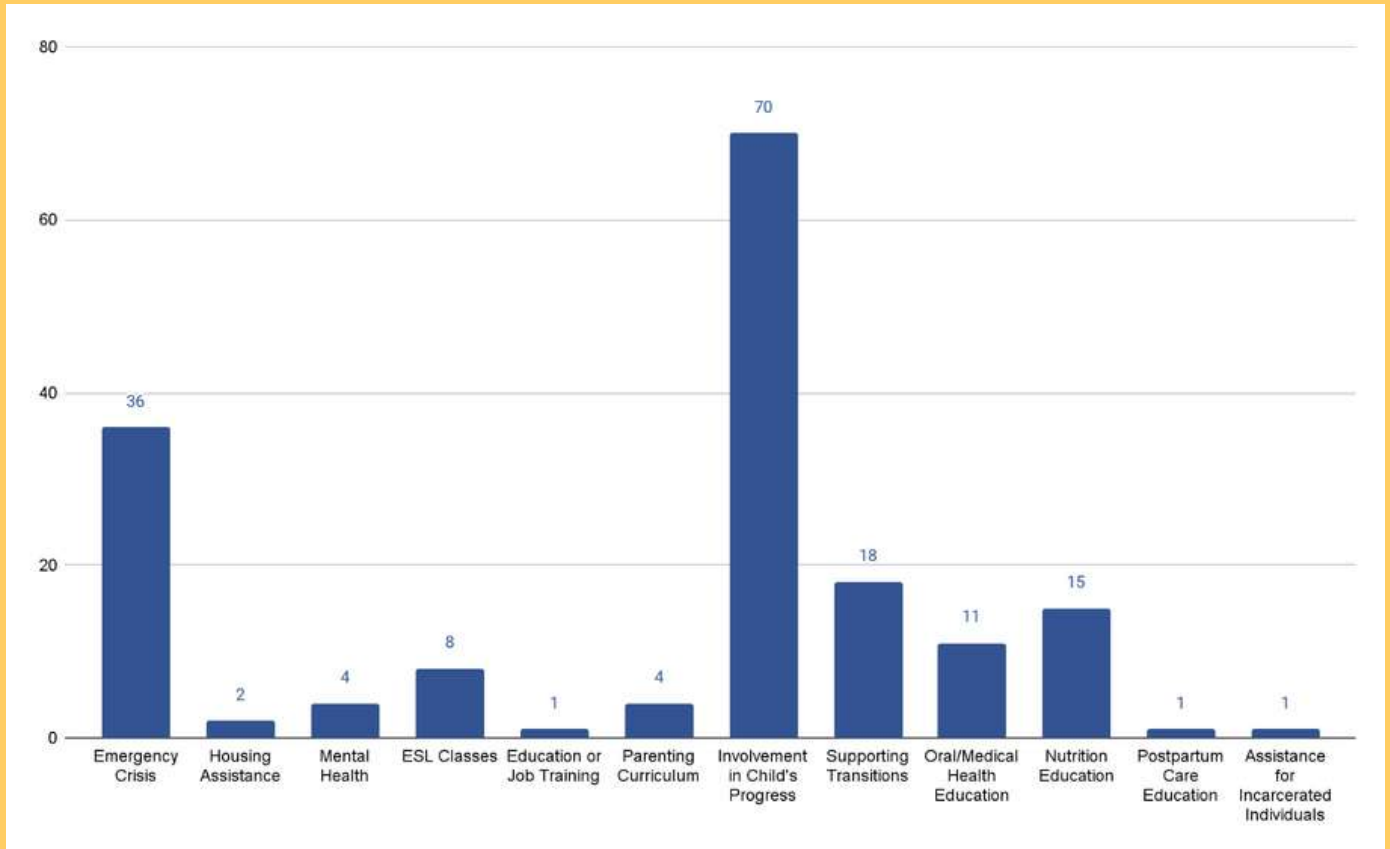
Family Advocates assist in meeting the basic, immediate, and specialized needs of our families. They set goals with each family at the beginning of the program year and create action steps for the families to help them reach their goals. Below is a chart to show the types of services families received throughout the program year.

Family Needs Assessment Data



Every year the program completes a family needs assessment with each family. The scoring is from 1 to 5 with 5 being the family has a crisis or high need. There are 11 areas that families are assessed in and scored based on a conversation between parents and staff. The highest need for families is leadership & advocacy. The next highest need is employment, with housing & safety as the third area of need.

Number of Families Who Received Services



Father Engagement

Father engagement is a requirement of Head Start programs. Father involvement can also include "father figures" like grandparents, uncles, brothers, etc. We gather data on what types of father involvement activities "father figures" are involved in.

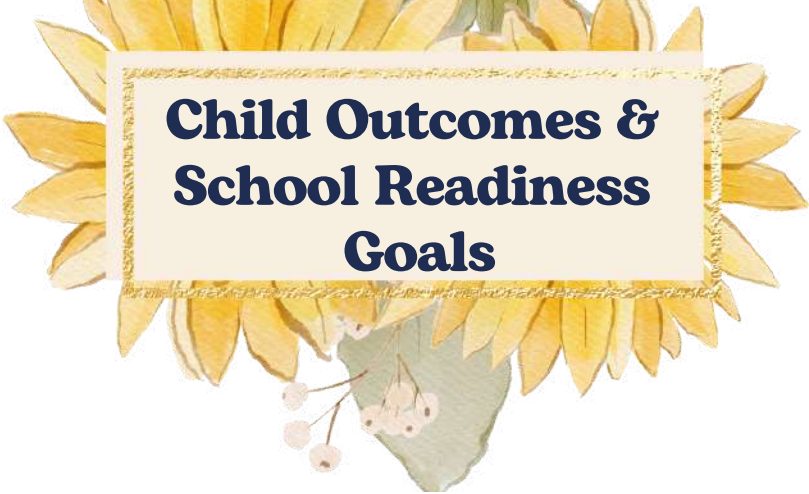
Number of fathers/father figures who were engaged in activities:

- Family Assessment: 20
- Family Goal Setting: 24
- Home Visits, Parent Teacher Conferences, Volunteering: 33
- Policy Council: 3
- Parenting Education Workshops: 9



Parent & Community Engagement In-Kind

Volunteer Type	In-Kind Total
Agency or Business	\$117,329
Former Parent/Guardian	\$1,208
Non-Parent	\$1,340
Parent/Guardian	\$17,944
Sibling	\$24



Child Outcomes & School Readiness Goals

Head Start focuses on the areas of the "Head Start Early Learning Outcomes Framework" which includes the following domains: Approaches to Learning, Language & Literacy, Math Cognition, Science Cognition, Communication, Social-Emotional, and Physical Development. Both programs use the framework and Teaching Strategies GOLD child outcomes assessment data to develop goals.

We meet with a committee of teachers after each checkpoint period to look at the data for the program and by age group/classroom. We look at the lowest areas under each domain, and the lowest area overall for each program. From that data, we determine which areas we want to focus on for school readiness goals. It varies with each program, and with each age group.

The lowest areas for Early Head Start include language, communication, literacy, math cognition, and physical development. The lowest areas for Head Start are language, communication, literacy, and math cognition. This information is based on the Winter 2023 checkpoint period. We will meet with our school readiness goal committee to review the Spring checkpoint data to determine if the goals should stay the same (did we reach our goals?) or if should we develop new goals based on the data.

Early Head Start School Readiness Goals

Head Start School Readiness Goals

Birth to 1 Year Old:

- **Language**
 - 100% of infants will engage in simple back and forth exchanges by the time they move to the next classroom

1 to 2 Year Olds

- **Social-Emotional:**
 - 85% of the children will use a trusted adult as a secure base to explore the world.
- **Language:**
 - 85% of the children will name familiar people, animals, and objects.

2 to 3 Year Olds-

- **Language:**
 - 85% of the children will tell simple stories about objects, events, and people not present by the time they leave the program.

3 Year Olds

- **Approaches to Learning**
 - 85% will demonstrate positive approaches to learning.
- **Social-Emotional Development**
 - 85% will engage in and maintain positive interactions with others.

4 Year Olds

- **Approaches to Learning**
 - 85% will demonstrate positive approaches to learning.
- **Social-Emotional Development**
 - 85% will engage in and maintain positive interactions with others.
 - 65% will manage their own emotions with increasing independence.





Financial Overview

Region 9 Head Start and Early Head Start operate on federal funds. Region 9 received the NM PreK grant which is a 4-year grant to provide blended Head Start and PreK services within Head Start classrooms. Both programs received state funding through the Child and Adult Care Food Program. New Mexico ECECD (Early Childhood Education and Care Department) offered stabilization grant funds to all Head Start & EHS programs in New Mexico which both grants applied for and received.

Eight percent of each grant is allocated to Region 9 for the indirect cost rate. Head Start's fiscal year is January 1 - December 31. Early Head Start's fiscal year is August 1 - July 31. A consolidation request has been issued through the Office of Head Start.

Funds Received

Head Start FY23	
Program Operations	\$1,186,824
T/TA Funds	\$16,175
COLA & QI	\$99,009
Total	\$1,302,008

ECECD PreK	
Program Operations	\$324,440

Early Head Start FY23	
Program Operations	\$875,244
T/TA Funds	\$18,281
COLA & QI	\$67,567
Total	\$961,092

CACFP Oct.2023 - Feb.2024	
Meal Reimbursement	\$47,529.26

ECECD Stabilization Funds	
R9 Capitan Head Start	\$34,440
R9 Ruidoso Head Start	\$137,760
R9 Early Head Start	\$75,768

Proposed Budgets & Expenses

Head Start Proposed Budget FY23

Budget Category	Program Operations	Training Technical Assistance	Non-Federal Share
Personnel	\$659,272	\$0	\$174,572
Fringe Benefits	\$211,237	\$0	\$0
Travel	\$6,639	\$0	\$0
Equipment	\$0	\$0	\$0
Supplies	\$22,100	\$0	\$0
Contractual	\$96,513	\$0	\$15,100
Construction	\$0	\$0	\$0
Other	\$101,952	\$16,175	\$111,078
Total Direct Charges	\$1,097,713	\$16,175	\$300,750
Indirect Charges	\$89,111	\$0	\$0
Total	\$1,186,824	\$16,175	\$300,750

HS COLA & QI Proposed Budget FY23

Budget Category	Program Operations
Personnel	\$70,307
Fringe Benefits	\$22,442
Travel	\$0
Equipment	\$0
Supplies	\$0
Contractual	\$0
Construction	\$0
Other	\$0
Total Direct Charges	\$92,749
Indirect Charges	\$6,260
Total	\$99,009



Head Start Expenditures FY23

Expenditure	Amount
Personnel	\$588,631
Fringe Benefits	\$143,067
Travel	\$8,598
Supplies	\$87,720
Contractual	\$194,117
Other	\$53,261
Indirect Costs	\$76,614
Total	\$1,152,008

Early Head Start Proposed Budget FY23

Budget Category	Program Operations	Training Technical Assistance	Non-Federal Share
Personnel	\$534,231	\$0	\$0
Fringe Benefits	\$162,873	\$0	\$0
Travel	\$0	\$3,370	\$0
Equipment	\$0	\$0	\$0
Supplies	\$15,650	\$0	\$0
Contractual	\$31,107	\$0	\$0
Construction	\$0	\$0	\$0
Other	\$76,040	\$13,755	\$223,381
Total Direct Charges	\$819,901	\$17,125	\$223,381
Indirect Charges	\$55,343	\$1,156	\$0
Total	\$875,244	\$18,281	\$223,381

EHS COLA & QI Proposed Budget FY23

Budget Category	Program Operations
Personnel	\$48,974
Fringe Benefits	\$14,321
Travel	\$0
Equipment	\$0
Supplies	\$0
Contractual	\$0
Construction	\$0
Other	\$0
Total Direct Charges	\$63,295
Indirect Charges	\$4,272
Total	\$67,567

Early Head Start Expenditures FY23

Expenditure	Amount
Personnel	\$549,956
Fringe Benefits	\$164,486
Travel	\$5,366
Supplies	\$22,576
Contractual	\$87,013
Other	\$59,492
Indirect Costs	\$72,203
Total	\$961,092



ECECD PreK Proposed Budget FY23

ACCOUNT DESCRIPTION (LINE ITEMS FROM BUDGET)	APPROVED FY24 BUDGET
Employee Salaries	\$ 143,000.00
Employee-Related Benefits	\$ 46,691.00
Employee In-State Travel	\$ 3,653.00
Maintenance	\$ 9,000.00
Supplies-Education	\$ 20,400.00
Supplies-Other	\$ 10,300.00
Other Operating Costs	\$ 30,696.00
Other Costs	\$ 25,700.00
Curriculum Award	\$ -
Transportation for Children Award	\$ 35,000.00
Start Up & Safety Award	\$ -
GRAND TOTAL - THESE FIGURES WILL AUTOMATICALLY FILL INTO THE FRONT INVOICE FORM	\$ 324,440.00



R9 Capitan Head Start Stabilization Grant Proposed Expenditures

Expenditure	Amount
Additional Compensation	\$18,500
Fringe Benefits	\$1,500
Professional Development	\$440
Supply Assets	\$14,000
Total	\$34,440

R9 Ruidoso Head Start Stabilization Grant Proposed Expenditures

Expenditure	Amount
Additional Compensation	\$101,053
Fringe Benefits	\$13,283
Supplies	\$2,000
Supply Assets	\$21,424
Total	\$137,760

R9 Early Head Start Stabilization Grant Proposed Expenditures

Expenditure	Amount
Additional Compensation	\$60,087
Fringe Benefits	\$6,810
Supplies	\$3,103
Supply Assets	\$5,768
Total	\$75,768



Results of the Most Recent Review

In November 2022, The Office of Head Start conducted a Focus Area Two (2) Monitoring Review of our Head Start and Early Head Start programs. On January 13, 2023, we received a summary of the findings and we had two areas of non-compliance and one area of concern which are shown below. On June 6, 2023, the program received a program performance summary report stating that the areas of non-compliance were corrected.

Focus Area 2 Monitoring Review Performance Summary - November 2022

Service Area	Grant Number(s)	Compliance Level	Applicable Standards	Timeframe for Correction
Supporting Teachers in Promoting School Readiness	06CH011308	Area of Concern	1302.91(e)(1)	Follow up with Regional Office for support
Safety Practices	06CH011308 06HP000256	Area of Noncompliance	648A(g)(3)	120 days
Determining, Verifying, and Documenting Eligibility	06CH011308 06HP000256	Area of Noncompliance	1302.12	120 days

The area of non-compliance for standard 648(g)(3) stated that the grant recipient did not obtain a criminal record check (CRC) for all staff members prior to hire. The area of non-compliance for standard 1302.12 stated that the grant recipient did not correctly verify eligibility or maintain all required documentation. A review of 77 eligibility files found 15 contained inaccurate or missing information. Next, five files contained income determinations made using tax forms from years not preceding the calendar year the child was enrolled. Three files did not contain the documents used to determine eligibility. The grant recipient did not correctly verify eligibility or maintain all required documentation; therefore, it was not in compliance with the regulation.

Focus Area 2 Monitoring Follow-Up Performance Summary - June 2023

Service Area	Applicable Standards	Grant Number(s)	Primary Review Finding Status(s)	Timeframe for Correction	Follow-up Compliance Level
Monitoring ERSEA: Eligibility, Recruitment, Selection, Enrollment, and Attendance	1302.12	06CH011308 06HP000256	ANC	N/A	Corrected
Monitoring and Implementing Quality Health Services	648A(g)(3)	06CH011308 06HP000256	ANC	N/A	Corrected

Parent, Family, & Community Engagement

We provided parent, family, and community engagement activities during the 2023-2024 school year. We changed our parent curriculum from Circle of Security to Conscious Discipline, and we introduced it in April 2023 through small workshops. We have discussed recording parent training and workshops on Zoom so that we can upload the training to YouTube and Facebook. Parents and families who cannot attend in person will have access to all the information and training we provide.

PFCE Activities:

- Conscious Discipline Parent Curriculum Workshops
- Home Activity Logs
- Parent Teacher Conferences and Home Visits in Person
- Thanksgiving Baskets
- Angel Tree and Baby Bundles
- Christmas Food Boxes
- Pedestrian Safety
- Child Find Registration and Screenings
- Parent Orientation
- Parent Meetings
- Fall Fun Fest
- Policy Council
- Health Advisory Committee
- I Love You Rituals
- Thanksgiving Lunch
- Friendship Day
- Multicultural Night
- Drive-In Movie
- Literacy Night
- Classroom Visitors & Volunteers
- Fire Department
- Military Visit



Volunteers & Community Partners

We had over 200 individuals provide volunteer services to the program during the 23-24 school year. About 75% of these volunteers were current or former Head Start/EHS parents. We continue to have strong partnerships with community agencies that support the Head Start and EHS programs, students, and their families in Lincoln County. Thank you to all the Head Start and EHS staff who help with PFCE events and who help promote parent and family community engagement at home!

- Anytime Fitness
- Roots NM
- Old Barrel Tea Co.
- Walmart
- Episcopal Church
- Capitan School District
- Ruidoso School District
- Capitan Women's Club
- Region IX Education Cooperative
- Albertson's Market
- Shepard of the Hills Lutheran Church
- First Presbyterian Church
- Smokey's Market
- Village of Capitan
- Ruidoso Association of Realtors
- Ruidoso Parks and Recreation
- MaryAnn Padilla
- River Crossing Church
- Pizza Hut
- Sierra Blanca Counseling
- R9 School-Based Health Center
- 1st Savings Bank
- Ruidoso Radio Stations
- Village of Ruidoso
- Global Nutrition
- ECECD
- WIC
- ENMU-Ruidoso
- PIECE Committee
- R9 Developmental Services
- Lincoln County Medical Center
- Capitan Fire Department
- Ruidoso Public Library
- Walmart Supercenter



Region IX Head Start

409 Harris Lane
Ruidoso Downs, NM 88346
(575) 651-1802

Region IX Early Head Start

2710 Sudderth Drive
Ruidoso, NM 883465
(575) 630-0355



www.rec9nm.org